


The first step toward a Clean Jeju

Let's dispose of
household waste properly





Separate disposal system for transparent PET bottles

How to dispose of transparent PET bottles



Empty the contents of bottles



Remove any labels
(Labels should be thrown away in a designated bin for plastic bags)



Flatten bottles and put the caps on them



Discharge in clear pet bottle collectors only

Where should we take them away?

A designated bin for transparent PET bottles

Transparent PET bottles of water and drinks

A bin for plastic

transparent pastic bottles of seasoning, cooking oil, windscreen washer fluid, hand sanitizer, etc. other than those for water and drinks.

plastic containers such as fruit packaging trays, egg trays, disposable cups, etc.

colored plastic bottles such as makgeolli bottles, etc.



Why should we separate them?

Through separate disposal of transparent PET bottles, we can produce

‘high quality-recycled materials’
and **recycle**
them into clothes,
bags, shoes, or
new transparent
PET bottles.



Household waste should be thrown away depending on the day of the week and its type.



Waste disposal hours : 15:00~04:00 the following day

※ Food waste can be thrown away around the clock into a bin equipped with an RFID system, where the charge for food waste is determined by the weight.

Waste disposal depending on the day of the week

Every
day



white garbage bag
for combustible waste



Food waste



Cans or
metals



Glass
bottles



Styrofoam

Mon
·
Wed
·
Fri
·
Sun




Plastic products



Transparent PET bottles

(they should be thrown away separately in a designated bin from other plastic products)

Tue
·
Thu
·
Sat



Paper

Tue
·
Sat



Gunny bags made of Polypropylene
(PP) which is designated for
incombustible waste disposal

Thu
·
Sun



plastic packaging bags

※ On the other hand, recycling assistance centers allow you to throw away waste during the operating hours regardless of the day of the week.

Operation status of recycling assistance centers in Jeju city



Eup or Myeon districts (41 centers)

(As of the end of September 2024)



Eup or Myeon	Address	Operating hours	Remarks
Hallim-eup (7 centers)	12, Hallimnam-gil	from 6am to midnight	Hallim-ri
	27, Dongmyeong 2-gil	From 6am to 10pm	Dongmyeong-ri
	97-2, Gwidoek-ro	From 6am to 10pm	Gwidoek-ri
	9, Wolgye-ro	From 6am to 10pm	Ongpo-ri
	21, Suwon 11-gil	From 6am to 10pm	Suwon-ri
	180, Hallim-ro	From 6am to 10pm	Geumneung-ri
	1897-5, Myeongwol-ri	From 6am to 10pm	Myeongwol-ri
Aewol-eup (14 centers)	14, Gonae-ro	From 6am to 10pm	Gonae-ri
	16, Hagwidongnam 3-gil	From 6am to 11pm	Hagwi 1-ri
	7, Aewolhaean-ro	From 6am to 11pm	Aewol-ri
	13, Gwakji 3-gil	From 6am to 11pm	Gwakji-ri
	17, Jungeom 3-gil	From 6am to 10pm	Jungeom-ri
	144, Gohasang-ro	From 6am to 10pm	Haga-ri
	71, Sangga-ro	From 6am to 10pm	Sangga-ri
	2584, Pyeonghwa-ro	From 6am to 10pm	Goseong-ri
	50, Gueomdong 1-gil	From 6am to 10pm	Gueom-ri
	20-4, Eoeum 10-gil	From 6am to 10pm	Eoeum-ri
	2, Sogil 2-gil	From 6am to 10pm	Sogil-ri
	351, Haso-ro	From 6am to 10pm	Jangjeon-ri
	38-9, Cheondeok-ro	From 6am to 10pm	Gwakji-ri
	5951, Jungsanganseo-ro	From 6am to 10pm	Yongheung-ri
Gujwa-eup (8 centers)	31-10, Jongdallon-gil	From 6am to 10pm	Jongdall-ri
	68, Munjuran-ro	From 7am to 10pm	Hado-ri
	75-10, Dongbok-ro	From 7am to 10pm	Dongbok-ri
	32-8, Gimnyeong-ro 8-gil	From 7am to 10pm	Gimnyeong-ri
	2202-14, Jungsangandong-ro	From 7am to 10pm	Songdang-ri
	514, Woldeok-ro	From 7am to 10pm	Deokcheon-ri
	132, Gujwa-eup	From 7am to 10pm	Sangdo-ri
Jocheon-eup (9 centers)	11-8, Woljeongjung-gil	From 7am to 10pm	Woljeong-ri
	5-5, Jocheon 18-gil	From 6am to 10pm	Jocheon-ri
	924, jungsangandong-ro	From 6am to 10pm	Wasan-ri
	33-1, Waheul 4-gil	From 6am to 10pm	Waheul-ri
	532-3, Johamhaean-ro	from 6am to midnight	Hamdeok-ri
	1241, Jungsangandong-ro	From 6am to 10pm	Seonheul-ri
	302, Johamhaean-ro	From 6am to 10pm	Sinheung-ri
	377, Hamwa-ro	From 6am to 10pm	Daeheul-ri
	604, Jungsangandong-ro	From 6am to 10pm	Daeheul-ri
Chuja-myeon (2 centers)	479, Seongyo-ro	from 6am to midnight	Seonheul 2-ri
	147-16, Daeseo-ri	From 7am to 10pm	Daeseo-ri
Udo-myeon	434-9, Sinyang-ri	From 7am to 10pm	Sinyang-ri
	123-5, Joil-gil	From 7am to 10pm	Yeonpyeong-ri

Dong districts (47 centers)



Dong	Address	Operating hours	Remarks
Ildo 1-dong	32, Seongji-ro	from 6am to midnight	Namsugak
Ildo 2-dong (2 centers)	12, Yeonsu-ro	From 6am to 10pm	Ildo Sports park
	158, Namgwang-ro	From 6am to 11pm	Daerim Apartment
Ido 2-dong (4 centers)	25, Donam-ro 5-gil	around the clock	around Haksa-ro
	65, Gwangyang 9-gil	from 6am to midnight	around the Jeju Dongbu Police Station
	34, Dokjitgol 8-gil	from 6am to midnight	around the Donam neighborhood park
Samdo 1-dong (2 centers)	40-10 Sinseoldong-gil	from 6am to midnight	around Suseonhwa apartment
	16, Seogwang-ro 25-gil	from 6am to midnight	around the Tamna Welfare Center
	11, Jeonnong-ro 1-gil	from 6am to midnight	apposite Mirae Convention Center
Samdo 2-dong (2 centers)	6, Gwandeok-ro 2-gil	from 6am to midnight	Around Samdo 2-dong Community Service Center
	12, Namseong-ro 22-gil	from 6am to midnight	Namseong village
Yongdam 1-dong	26, Seogwang-ro 5-gil	from 6am to midnight	around the Jeju Jungang elementary school
Yongdam 2-dong	16, Yonghae-ro	From 7am to 10pm	around the welfare center in Yongmi village
Hwabuk-dong (2 centers)	14, Seonban-ro 10-gil	From 7am to 10pm	within the Hwabuk industrial complex
	55, Donghwa-ro	from 6am to midnight	Hwabuk Post Office
Samyang-dong (3 centers)	18, Jiseok 10-gil	from 6am to midnight	around the Samyang elementary school
	47, Hwasam-ro	from 6am to midnight	around the Samhwa elementary school
	25, Seonsa-ro 8-gil	from 6am to midnight	around the Samyang beach
Ara-dong (4 centers)	4, Sancheondandong-gil	from 6am to midnight	around the Sancheondan village hall
	20, Inda 14-gil	from 6am to midnight	around the Cheonil apartment
	16, Aran 12-gil	from 6am to midnight	Around Mihwa Apartment
Ora-dong (2 centers)	90, Gusanseo-gil	from 6am to midnight	Around Gusanmaeul Welfare Center
	165, Ayeon-ro	from 6am to midnight	around Jeongsil bridge
	115, Ora-ro	from 6am to midnight	around the Jeju sports complex
Yeon-dong (8 centers)	45, Eunnam 1-gil	around the clock	Sinjeju public parking lot
	33, Gwiarang-gil	from 6am to midnight	around the Jeju Office of Education
	32, Yeondong 14-gil	from 6am to midnight	No.7 children's park
	22, Sindae-ro 16-gil	around the clock	No.6 children's park
	18-22, Seongsin-ro	from 6am to midnight	No.45 children's park
Nohyeong-dong (10 centers)	16-8, Doryeong-ro 13-gil	from 6am to midnight	No.44 children's park
	17-2, Yeonhwa-ro 2-gil	from 6am to midnight	Chungsin Church
	68-1, Gwawon-ro	from 6am to midnight	In the vicinity of Gwawon-ro
	10, Jingun 3-gil	from 6am to midnight	The fourth wonnohyeong pureun public parking lot
	3, Wonnohyeong 9-gil	from 6am to midnight	Opposite the Namnyeong high school
Oedo-dong (2 centers)	10, Uopyeong-ro	From 7am to 9pm	next to Gawangpyeongmaeul bus station
	1, Wollang-ro 2-gil	from 6am to midnight	the second Noheyong public parking lot
	6, Sinbimaeul 1-gil	From 7am to 9pm	around the Sinbimaeul welfare center
	11, Wonnohyeongnam 2-gil	from 6am to midnight	No.11 children's park
	34, Sudeok 5-gil	from 6am to midnight	Noheong jeongjon public parkig lot
	75, Haeanaeul-gil	From 6am to 11pm	around the Haeana elementary school
	15, Nohyeong 9-gil	From 6am to 11pm	Around Nohyeong-dong Community Center
Dodu-dong (2 centers)	1043-1, Nohyeong-dong	from 6am to midnight	Nohyeong Public Parking Lot 3
	559-1, Oedo 1-dong	from 6am to midnight	the first Oedo-dong public parking lot
	33, Odo 4-gil	from 6am to midnight	odo village
Dodu-dong (2 centers)	139, Teuhaean-ro	from 6am to midnight	Hyeonsa village
	51, Oiljangdong-gil	From 8am to 9pm	around traditional 5-day market
Dodu-dong (2 centers)	3, Dogong-ro	From 6am to 11pm	Dodu 1-dong

Operational status of
recycling assistance centers
• Operational status of recycling assistance centers in Jeju city

※ What was above mentioned was about operational status of recycling assistance centers as of September 2024. **For more information on the location of the newly established center, use the Kakao Map, Naver Map and Jeju City Hall website Happiness Map service application.**

Guide to disposal of recyclable resources

Recyclable resources



Category	Detailed items	Preparation before throwing away
Paper	Newspapers, flyers, cardboard boxes, books, notebooks, etc.	<ul style="list-style-type: none"> • Bind them with a string or put them in a box, making sure they are dry. ※ Remove foreign substances, such as tape, staples, stickers, or labels that may be attached to the box. ※ Make sure to separate them from other materials such as plastic packaging materials. ※ Remove parts of them, such as plastic covers or spirals, made out of other materials.
Paper packaging	Cartons (beverage or milk, etc.), paper cups	<ul style="list-style-type: none"> • Empty, rinse, dry, and then flatten them. ※ Separate other materials such as straws and plastic packaging film from paper waste.
Cans · metals	Metal cans (steel, aluminum)	<ul style="list-style-type: none"> • Empty the contents. • Remove other materials such as plastic lids.
	Butane gas or insecticide containers	<ul style="list-style-type: none"> • Empty the contents by puncturing cans. ※ Make sure that puncturing is done at an airy, safe place.
Plastic	Scrap metals · non-ferrous metals	<ul style="list-style-type: none"> • Put them in a bin as they are or bind them with a string after removing any foreign substances.
	Plastic containers, miscellaneous plastic products	<ul style="list-style-type: none"> • Empty the contents such as food, remove other materials such as caps and labels, and then flatten them. • Remove any parts of them, that are made out of other materials. ※ Exceptions: for items that is made of various materials and hard to separate, they should be put in a white garbage bag.
	Transparent PET bottles	<ul style="list-style-type: none"> • For water or beverage bottles, empty the contents, remove labels, flatten them, put the caps on them, and then put them in a designated bin.
Styrofoam	Styrofoam waste	<ul style="list-style-type: none"> • Remove foreign substances such as tape. ※ Return any pieces of styrofoam used to protect TVs, refrigerators, etc., during delivery to where you bought them if it is possible. ※ For any pieces of styrofoam used in packaging agricultural, fishery, or livestock products, empty the contents and remove labels.(If they are stained with foreign substances, wash it.) ※ Excluding waste Styrofoam for building materials and for aquaculture

The 4 key points of waste disposal



Empty



Rinse



Remove



Separate waste by type

※ Items with recycling symbols should be thrown away separately in a designated bin and items made out of various materials should be sorted out as much as you can according to their materials.

Category	Detailed items	Preparation before throwing away
Plastic packaging bags (plastic film)	Packets of snack food, ramen packets, disposable plastic bags	<ul style="list-style-type: none"> • Empty the contents and remove other materials such as labels. • When they are stained with foreign substances such as food, rinse them clean. ※ Contaminated plastic packaging should be thrown away by the use of a regular garbage bag.
Glass bottles	Beverage bottles, others	<ul style="list-style-type: none"> • Empty the contents and remove foreign substances such as cigarette butt. ※ For soju or beer bottles, you can get back a deposit at retail stores.
Food waste	Food waste	<ul style="list-style-type: none"> • By squeezing tightly, remove water from food waste as much as possible. ※ Remove foreign substances such as disposable plastic bags, wooden chopsticks, toothpicks, etc.
Clothes	Clothes	<ul style="list-style-type: none"> • Put them in a sack or bind them with a string so they don't get wet. (A designated clothes collection box is near the clean house)
Fluorescent lamps	Fluorescent lamps and other lights containing mercury	<ul style="list-style-type: none"> • Put them in a designated collection box, being careful not to break them. ※ Broken lights should be thrown away by the use of gunny bags, made of polypropylene (PP) and designated for incombustible waste disposal, wrapped in newspaper.
Batteries	Batteries, Rechargeable batteries	<ul style="list-style-type: none"> • Separate from the device and then put them in a designated collection box in apartments, clean houses, or recycling assistance centers in your Eup, Myeon, or Dong.
Home appliances, large-sized waste	Large appliances, more than 1m in length, such as washing machines, air conditioners, refrigerators, etc.	<ul style="list-style-type: none"> • Large appliances can be thrown away through the free collection service. • Call center : 1599-0903 • Web site : http://www.15990903.or.kr • How to dispose of small appliances through the free collection service <ul style="list-style-type: none"> – When you throw away a large appliance, you can throw away small appliances together with it. – When you throw away nothing other than small appliances, you should have more than 5 appliances to be disposed of. ※ When you have less than 5 appliances, throw them away at a recycling assistance center.
	Large-sized waste	<ul style="list-style-type: none"> • Furniture including wardrobes, dining tables, sinks, wooden frames and mattresses of beds, chairs, cabinets, vanity tables, etc. • Other types of large-sized waste, which is hard to put in a regular garbage bag. ※ apply for garbage disposal through the internet website, mobile phone (Jeju-si), or visit a community service center in your Eup, Myeon, or Dong.

Detailed examples of recyclable resources by waste type

Plastic products




yogurt bottles



tangerine containers




moving boxes



colored plastic bottles




water bottles



clear beverage bottles

※ Only items marked as recyclable may be disposed

Scrap metals



cans



butane gas containers



wire, metal strings




nickel-silver pots

Glass bottles



soju bottles



beer bottles



soda bottles



miscellaneous

Plastic packaging (plastic film)



packets of snack food, ramen packets



instant coffee packets



bubble wrap (air cap)



gunny bags, made of polypropylene (PP)



bowl noodle containers, except for those that are made of paper



kits of bowl noodle, ramen seasoning packets




fruit wrappers




cushioning materials for fruit packaging



disposable containers except for ones made of paper



cushioning materials for packaging furniture or home appliances



straws



foam mesh for packaging fruit or others



pipe insulation materials



net bags for vegetable such as onions



plastic packaging string (rope)



Deposit on a bottle





For bottles of soju, beer, and soda, when you return those bottles to retail stores including convenience stores or marts, you can get back the deposit on bottles which you paid when you bought the drinks. (You can return a maximum of 30 bottles a day.)

Put out Recyclable Resources After Emptying, Removing, Rinsing, And Folding.

Paper




incombustible waste



※ Coal briquette ashes from households should be put in a transparent plastic bag and thrown away at a clean house.

Combustible waste




※ **The following items are usually misunderstood as recyclable resources.**

- Seeds and skin of the fruit, animal bones, Chinese cabbage leaves, egg shells, shells of clams and shrimp, disposable tea bags, and medicinal herbs are not food waste. Therefore, they should be thrown away by being put in a white general garbage bag for combustible waste.
- Receipts made of thermal printing paper, gold foil, and tin foil as well as wallpapers cannot be recycled. Therefore, they should be thrown away by being put in a white general garbage bag.

※ **Transparent PET bottles should be thrown away at a recycling assistance center or in a designated bin in a clean house.**

You can be rewarded with garbage bags for collecting recyclable resources over 1kg.

Rewards system for recycling

- **Period** : until the budget is exhausted
- **Rewardable items** : Batteries, cartons, cans, and transparent PET bottles
- **Place** : 'Recycling assistance centers' in Jeju-si.
 Use a search engine, KakaoMap, or Naver Map for information about their location.

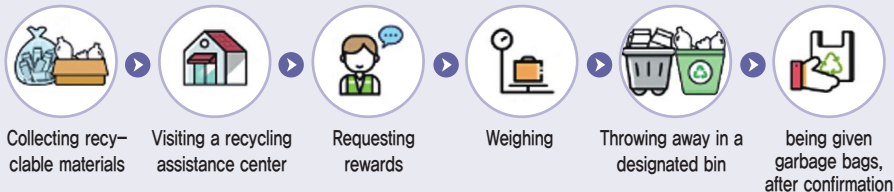


Reward criteria

Category	Rewards based on the weight of collected recyclable materials (10 liters' garbage bag = 240 KRW)				
	1~2kg	2~3kg	3~4kg	4~5kg	more than 5kg
Recycling Day (Sundays, environmental days)	2 bags	4 bags	6 bags		
Usual day	1 bag	2 bags	3 bags	4 bags	5 bags

※Environmental days : Earth Day (Apr 22), World Environmental Day (Jun 5), Resource Circulation Day(September 6)

Process



Proper way to dispose of recyclable materials



A note of caution

- Only if recyclable materials are properly disposed of, they are eligible for a reward. (Make sure to remove foreign substances.)
- Both of industrial waste and that which is collected by sanitation workers are excluded from the reward.



The 'lottery fund' of the Korea Lottery Commission
is providing happiness to ourselves as well as other
people by being used for the following projects as well.

Job creation to improve the disadvantaged living environment



Helper for Recycling Disposal by Day
of the Week



Helper for the Recycling Assistance
Center

Projects to improve districts with the disadvantaged living environment



Setting up RFID-based food waste disposal devices



• Rewards for collecting recyclable resources • Where the lottery fund is being used

Reward system for recycling
• The lottery fund



The lottery fund of the Korea Lottery
Commission is funded by the money you have paid
for lottery tickets and is used for the realization
of social values.



Have you ever heard about the regulation on the use of disposables?



Matters to be observed by business type

Category of business	Guideline	Targeted disposable items
1. Meal service facilities, Food service business ※ Applied to food service business in funeral halls if equipped with both cooking and cleaning facilities	Refrain from use(ban)	<ul style="list-style-type: none"> • Disposable cups(made of plastic or metal foil materials) • Disposable plates, containers (Paper, synthetic resin, metal foil, etc.) • Disposable wooden chopsticks, toothpicks (Excluding starch material) • Disposable vinyl tablecloth (Excluding certified biodegradable resin products) • Disposable plastic straws and stir sticks(Synthetic resin material) – Excluding biodegradable resin straws
	Refrain from use including production and distribution(ban)	<ul style="list-style-type: none"> • Disposable advertisement materials
	Ban on free offering	<ul style="list-style-type: none"> • Disposable bags and shopping bags (Only restaurants and pubs except bakeries)
	Refrain from use(ban)	<ul style="list-style-type: none"> • Disposable bags and shopping bags (apply only to confectioners shops) – Excluding biodegradable resin products
2. Business of food manufacturing & processing, Business of manufacturing or processing to serve food on the spot (inside a large stores)	Refrain from use(ban)	<ul style="list-style-type: none"> • Disposable plastic containers(Sealed packing container, Excluding biodegradable resin containers)
3. Public bath business, Accommodations with more than 50 rooms	Ban on free offering	<ul style="list-style-type: none"> • Disposable razors, toothbrushes, shampoo, and rinse
4. Large stores	Refrain from use(ban)	<ul style="list-style-type: none"> • Disposable plastic bags and shopping bags (except for those which are made of paper) • Disposable umbrellas
	Refrain from use including production and distribution(ban)	<ul style="list-style-type: none"> • Disposable advertisement materials
5. Sports facilities(Playgrounds, Gyms, Complex sports facilities)	Ban on free offering	<ul style="list-style-type: none"> • single-use cheering items (Suppression of use of synthetic resin cheering products)
6. Wholesale & retail business (if their floor space is over 33㎡)	Ban on free offering	<ul style="list-style-type: none"> • Disposable plastic bags and shopping bags (Excluding general merchandise retail)
	Refrain from use(ban)	<ul style="list-style-type: none"> • Disposable plastic bags and shopping bags (General merchandise retail only) – Excluding biodegradable resin products
	Refrain from use including production and distribution(ban)	<ul style="list-style-type: none"> • Disposable advertisement materials
7. Financial business, Insurance & pension business, Securities & futures brokerage business, Real estate leasing and subdividing business, Advertisement agency, Unspecified educational institute of educational service, Motion picture exhibition, Operation of public performance facilities	Refrain from use including production and distribution(ban)	<ul style="list-style-type: none"> • Disposable advertisement materials

※ If a disposable product is a biodegradable resin product, it can be provided free of charge

Proper way to dispose of agricultural waste

Agricultural vinyl sheet waste, pesticide containers, pesticide packets should be disposed of separately at agricultural waste collection sites.



Then, specialized collectors visit the collection sites and take them away.

Seedling trays should be sorted out according to their size and transported to facilities that recycle agricultural waste.



A Great deal of seedling tray waste is generated during planting. Jeju city **provides the cost for waste disposal** so that farmers can dispose of them free of charge.

Mesh shade, Tyvek (high-density polyethylene), weed mat, etc. cannot be recycled. They should be cut down to the proper size, put in a gunny bag, and then thrown away at the Jeju Environment Circulation Center after paying the disposal cost.



※ About detailed items that should be brought to the Jeju Environmental Resource Circulation Center and how they are disposed of there.



Sterilization tub
Landfill/ Cut it down and put it in a gunny bag or tonne bag



Sprinkler hose(thin type)
Landfill/ Put it in a gunny bag or tonne bag



Fishing net
Incineration/ Cut it down and tie it into a gunny-bag-sized bundle



Gunny bags
Incineration/ Cut it down and tie them into a a gunny- bag- sized bundle




Spraying hose, made of PVC, PE, or metal
Landfill/ Cut it down and put it in a gunny bag or tonne bag



Isulation materials
Incineration/ Cut it down and tie it into a gunny-bag-sized bundle



Plastic string, used in pulling Hallabong branches
Incineration/ Put it in a gunny bag



Weed mat
Incineration/ Tie it into a gunny-bag sized bundle



Tent
Incineration/ Tie it into a gunny-bag-sized bundle



Vinyl sheets waste(grade D)
Incineration/ Cut it down and tie it into a gunny-bag-sized bundle



Mesh shade
Incineration/ Tie it into a gunny-bag-sized bundle



Tyvek, thermal screen
Incineration/ Cut it down and tie it into a gunny-bag sized bundle

Contact number

- Jeju Environmental Resource Circulation Center 710-6055/722-9602
- Korea Environment Corporation 725-6549
- Jeju city 728-3185
- Hallim-eup 728-7652
- Aewol-eup 728- 8864
- Gujwa-eup 728-7743
- Jocheon-eup 728-7863
- Hangyeong-myeon 728-7953

• Have you ever heard about the regulation on the use of disposables · Agricultural waste should be properly disposed of

How to dispose of large-sized waste



Contact : Division of living environment, Jeju City 064-728-3155/728-3165

Detailed items which belong to large-sized waste

- Various furniture, such as wardrobes, desks, sofas, beds, etc. and bedding
- Household items, such as widows and bicycles, various home appliances, wooden products

Process for large-sized waste disposal

- **Application for large-sized waste disposal** can be done through the internet website (www.jeju.go.kr/waste/main.do), mobile app service, or by visiting a community service center in your Eup, Myeon, or Dong.
- You need to fill out an application form in which its type and volume will be checked, and then a disposal fee will be charged.
- It will be picked up by collectors after verification of the specific item and amount.



Apply for large-sized waste disposal



Pay the fee and put it out



it will be picked up


How to use the free collection service for home appliances disposal



Call center : Korea Electronic Appliance Resources Circulation Cooperative (1599-0903)

Large home appliances

- Free collection service



Category	Specific items
Large appliances	refrigerator, washing machine, air conditioner, electric oven, air purifier, dishwasher, photocopier, vending machine, treadmill, water purifier, microwave
Items in a set	Record player (older version of an audio set), PC (main computer and monitor)

※When you throw away a large appliance, small electric appliances can be dumped together with it.

Classification	How to use free collection service
Call Center	Phone number : 1599-0903 Operating hours : 8am~6pm (Mon~Fri) Close : Saturdays, Sundays, holidays
Internet website	www.15990903.or.kr

Small appliances

Appliances, less than 1m in length	More than 5 items	Request the free collection service at the Korea Electronic Appliances Resources Circulation Cooperative.
	Less than 5 items	Throw them away at a Recycling assistance center.

Be aware of **which items should not be thrown away** in a clean house.



Car bumpers and doors



paint cans



medicine and medical supplies



rubber boats, and tires

Above items should be disposed of by returning to the store where you bought them or by waste disposal facilities.

- Car bumper, car door : junkyard
- Paint cans : Jeju Provincial Designated Waste Management Committee(064-725-2240)
- Medicine and medical supplies : pharmacy, health center, Recycling Assistance Center
- Rubber boat and tire : waste disposal facilities

How to dispose of food waste



Contact : Division of living environment, Jeju City (064-728-3181~7)

How to use RFID-equipped food waste disposal device

- Put food waste in RFID-equipped devices by paying with T-money cards, prepaid transportation card.
cf) In some areas, credit cards with deferred payment service for public transportation can be used.
- ※Try to use a container rather than a plastic bag when you dump food waste. Also, remove water from the food waste and make sure not to put any foreign substances in the devices other than food waste.
- ※The card is possible to use only if its balance is over 500 KRW.

Restaurants are provided with individual food waste bins.

- They should throw away food waste in the designated bin.



When you throw away food waste, **make sure to remove foreign substances** including plastic bags, bottle caps, toothpicks, paper, foil, straw, disposable spoons, plastic, rubber gloves, metal, spoon, chopsticks, pieces of glass, animal bone fragments, and residue from herbal medicine.

Several key points

you need to remember in order to reduce household waste

- 1 Disposable products, such as paper cups, wooden chopsticks, and plates, etc. should not be used in households and businesses.
- 2 When you throw away various types of plastic packaging, including ramen packets, snack food packets, net bags for onions, bubble wrap, cushioning packaging materials, etc., they should not be stained with foreign substances and put in a designated bin for plastic packaging.
- 3 Recyclable resources should be dumped in a designated bin on the designated day of the week.
- 4 If you dump any other foreign substances in a bin for recyclable resources, they cannot be recycled and will end up being incinerated or put in a landfill.
- 5 When you throw away things which might explode or are sharp, try to dump them in a safe way so that sanitation workers who collect them are not injured.



Reward system for reporting on illegal dumping of household waste

Where to report

- 'Report on illegal dumping of household waste' menu on the Jeju-si website or at a community service center in your Eup, Myeon, or Dong
- Jeju-si website → Civil affairs → Report on illegal dumping of household waste (www.jejusi.go.kr/complaints/gnotice.do)

How to report

- Access the website, fill in a form including the date and place, and also attach a picture or video clip showing the scene of illegal dumping, or visit a community service center in your Eup, Myeon, or Dong.
- ※ For report on illegal behavior from a vehicle such as dumping a cigarette butt, the reporter should provide information about its plate number as well as a picture or video clip showing the scene of the illegal behavior.

Reward criteria

- At least 30,000 KRW~ 10% of imposed fine

When to receive the reward and its process

- After a fine is imposed on the offender, the reward will be paid to the reporter's bank account.

For illegal dumping of household waste, a fine, not exceeding 1 million KRW, will be imposed.



Division of living environment, Jeju City 064)728-3151~4

Living environment team of Community service center in Eup, Myeon, or Dong

Published in Sep, 2024